

# **GATOR™ MID-SIZE XUV SERIES**

CROSSOVER UTILITY VEHICLES



**JOHN DEERE**



IF IT'S OUTDOORS  
AND ENDS IN ING,  
**GO GATOR.™**



# POWERFULL BENEFITS

*Hauling. Fishing. Fencing. As sure as real work requires breaking a sweat, Gator™ Utility Vehicles are engineered to work as tough and play as hard as you do. We've got the lineup to prove it. Choose between:*

*The E Models. These vehicles feature ample storage, comfortable ride-handling, and a well equipped interior.*

*The M Models have power steering and brighter, longer-lasting LED headlights.*

*Working. Hauling. Camping. Page after page, discover common sense innovations that make the work you live for come easy.*



**2 passenger seat allows for:**

- Spacious storage under hood with 12.8-gallons (48.7 l) on the XUV560E and 8.4 gallon (31.8 l) on the XUV590E, XUV590M with large in-dash glove box and under hood storage. Plus you get the same robotically welded frames and powerful disc brakes you expect from a John Deere.
- Compact footprint lets you take the UV's almost anywhere in the back of a full-size pickup truck.

**4 passenger seat allows for:**

- The same impressive storage 12.8-gallons (48.7 l) on the XUV560E S4 and 8.4 gallons (31.8 l) on the XUV590E S4/XU590M S4 PLUS an additional 9 gallons (34 l) of underseat storage on all 4 passenger models.
- You also get the option to add even more storage when 4 passengers are not riding, simply flip the rear seat to convert into an additional cargo carrying area that adds another 4.3 cu. ft. of space and holds up to 200-lb.

MID-SIZE XUV590M

Safety Restraints come standard on all Gator XUV's

Operator's station with great ergonomics and comfortable bench seats

20-tie down points and integrated cargo box attachment system with optional cargo rail

Operator platform provides easy-entry/exit and pass through for operator and passenger

Standard power steering (XUV590M) for exceptional control


GO STRONG.

## 2 PASSENGER — E & M

Take 2. The Mid-size Gator™ XUV560E Utility Vehicle offers great value at an attractive price, with a compact size, a large volume of sealed storage, and a user-friendly cockpit. There's a 16 hp (11.9 kw) 570cc engine and a top speed of 28 mph (45km/h), four-wheel drive, a real dumping cargo box with a 400 lb (181 kg) capacity, over 20-tiedown points, and a pick-up style tailgate standard. Also choose from 75+ optional attachments.

Need more speed and power to get more done fast? Check out our Mid-size Gator™ XUV590E and XUV590M Utility Vehicles. At 32 hp (23.8 kw) and 586cc, your power doubles when compared to a XUV560E. With a top speed of over 45 mph (72 km/h), there will be no part of the farm you can't reach fast. The XUV590M even comes with power steering and LED lights, standard. Go tough. Go strong. Go Gator.™

**Automotive style dash** with easy-to-use controls like the dash-mounted gear selector or differential lock lever and convenient switch locations such as 4WD engagement. Plus, room for cup holders and 12-volt accessory outlet.



**XUV590E, XUV590M Inline-Twin engine**  
The 586 cc, 32-HP (23.9 kw) Overhead-valve engine can tow up to 1,100-lb (499 kg), helps provide a payload capacity of 800-lb (363 kg) and offers quick pickup for a comfortable ride.



**NEW LCD Screen with LED Warning Lights**  
The colorful, easy-to-read multi-function new LCD screen features speed, hourmeter (for easier maintenance intervals), driver's seatbelt and park brake alerts and many other items you'll want to keep an eye on.



**Fully independent suspension**  
Four-wheel independent suspension takes bumps out of the equation, makes the ride smoother and tackling tough trails a no-brainer.



**Affordable.**  
We call the XUV560E a lot of things but we'd like to call it your next Gator UV. With car-like controls, smooth suspension, tough four-wheel drive and an attractive price tag, the XUV560E was designed to get you off the fence and onto the trail.

MID-SIZE XUV590M S4

**Convert rear seat** into an additional cargo area to keep tools secure while allowing you to raise and lower the rear cargo box. Adds 4.3 cu. ft of space that can hold up to 200 lb. (91 kg).

**SAE1 and OSHA ROPS certified Occupant Protective Structure (OPS)** with multiple grab handles and three-point seatbelts.

**Rear upper and lower control arms** are made from high strength ductile cast iron to support the high stresses of the terrain and impacts with rocks.

**Frame is E-coated and powder painted** for maximum durability in extreme temperatures, salt and moisture.

**Automotive style fully boxed and welded steel lower A-Arms** to minimize unsprung mass and maximize strength.




## 4 PASSENGER — E & M

The S4 has the extra room you need. Take advantage of seating for four or convert the rear seat for additional storage space on both the XUV560 and XUV590 models. The two are also equipped with independent suspension, ensuring a comfortable ride when it's time to hit the trail.



**Underseat storage.** Optional underseat storage, provides additional 9 gallons (34 liters) to optimize space and keep items safe and secure on the trail.



**Automotive-style four-wheel hydraulic disc brakes** with front left/rear right and front right/rear left circuits ensure front and rear braking capability even in the event of a damaged line.

MID-SIZE FACTORY-INSTALLED OPTIONS AND ATTACHMENTS



# GO ALL IN.

Want to get all you can out of your XUV560 or XUV590? Choose the options and attachments that'll outfit your Gator XUV with what you want and need.

Availability of Options and Attachments varies — See dealer for details.  
See [JohnDeere.com/Gator](http://JohnDeere.com/Gator) or [JohnDeere.ca/Gator](http://JohnDeere.ca/Gator) for the full list.

## COLORS



**Olive & Black**  
XUV590M and XUV590M S4 optional only.



**Green & Yellow**  
XUV560E, XUV590E, XUV560E S4 and XUV590E S4 standard.  
XUV590M and XUV590M S4 optional.



**Camo**  
REALTREE HARDWOODS HD® Pattern  
XUV590M and XUV590M S4 optional only.

## TIRES



Front 25x8-14 Rear 25x10-14

**Maxxis BigHorn 2.0 Radials**  
for extreme terrain (alloy wheels only)



Front 25x8-12 Rear 25x10-12

**Ancla XTs** for good mudding/  
extreme terrain



Front 25x8-12 Rear 25x10-12

**Terra Hawk ATs** for excellent handling  
and low impact on turf



## DEALER INSTALLED ATTACHMENTS



**Front Brushguard**  
Protects the front end from whatever comes your way.



**Rear Bumper**  
2" tubing protects cargo box and tailgate.



**Warn@ Winch**  
3,500 lb. (1361 kg) winch. Includes a water-resistant remote control.




**Optional Seat Storage**  
Optimize space with 9 gallons (34 liters) of under seat storage. XUV560E S4, XUV590E S4, and XUV590M S4 only.

### 14" ALLOY WHEELS

Available in Yellow or Black



**Standard Straight Blade, 66"**  
Quick-attaching front blades have replaceable cutting edges, skid shoes, power lift and three-position angling.



**Front/Rear CV Guards**  
Protect A-Arms and CV half-shafts. Easy installation. aluminum construction.



**Front Fender Guards**  
Protects front and side molding with heavy duty 2" steel tubing.



**Front hood rack**  
Generously sized rack (48" long, 13.5" wide by 3.5" deep) will carry up to 100 lb. of gear.



**Windshields**  
Half, full (shown), and full glass with wiper. Tool-less installation.



**Cargo Box Wall Extensions**  
Extend your cargo space with these Quick-Clamp extensions.



**Seat Belt Comfort Strap**  
Increases comfort by lowering seat belt cross point.



**OPS Poly Roof**  
All-year-round weather protection. Molded water troughs. Black or Camo.

### OPS Poly Cab

All-weather protection and comfort. (Requires Poly Roof, rear panel and Full Windshield).



MID-SIZE XUV590M S4



# Specifications

## XUV560E

## XUV560E S4

## XUV590E/XUV590M

## XUV590E S4/XUV590M S4

### ENGINE AND ELECTRICAL

|                          |                                     |                                     |  |  |
|--------------------------|-------------------------------------|-------------------------------------|--|--|
| Type                     | 4 cycle gas, dynamically tuned carb | 4 cycle gas, dynamically tuned carb | 4 cycle gas, electronic fuel injection (EFI) | 4 cycle gas, electronic fuel injection (EFI) |
| Cylinders/Valving        | V-Twin, OHV                         | V-Twin, OHV                         | Inline-Twin, OHV                             | Inline-Twin, OHV                             |
| Horsepower/ Displacement | 16 hp (11.9 kw) / 570cc             | 16 hp (11.9 kw) / 570cc             | 32 hp (23.8 kw) / 586cc                      | 32 hp (23.8 kw) / 586cc                      |
| Maximum Torque           | 28.6 ft.-lb. (38.8 Nm) @2400 rpm    | 28.6 ft.-lb. (38.8 Nm) @2400 rpm    | 32.9 ft.-lb. (44.6 Nm) @ 3200 rpm            | 32.9 ft.-lb. (44.6 Nm) @ 3200 rpm            |
| Cooling System           | Air cooled                          | Air cooled                          | Liquid cooled                                | Liquid cooled                                |
| Battery                  | 340 CCA                             | 340 CCA                             | 340 CCA                                      | 340 CCA                                      |
| Alternator               | 16 amp @ 4100 rpm, regulated        | 16 amp @ 4100 rpm, regulated        | 65 amp @ 3400 rpm, regulated                 | 65 amp @ 3400 rpm, regulated                 |

### ON-DEMAND TRUE 4WD SYSTEM

|                    |   |   |   |   |
|--------------------|---|---|---|---|
| Front Differential | Limited slip- lever engagement          | Limited slip- lever engagement          | Limited slip- lever engagement          | Limited slip- lever engagement          |
| Rear Differential  | Positive locking, mechanically actuated | Positive locking, mechanically actuated | Positive locking, mechanically actuated | Positive locking, mechanically actuated |

### TRANSMISSION TYPE

|                          |  |  |  |  |
|--------------------------|--|--|--|--|
|                          | Continuously Variable Transmission (CVT)   | Continuously Variable Transmission (CVT)   | Continuously Variable Transmission (CVT)   | Continuously Variable Transmission (CVT)   |
| Ground Speed, mph (km/h) | 0-28 mph (0-45) High Forward, 0-17 mph (0-27) Low Forward, 0-20 mph (0-32) Reverse | 0-28 mph (0-45) High Forward, 0-17 mph (0-27) Low Forward, 0-20 mph (0-32) Reverse | 0-45 mph (0-72) High Forward, 0-28 mph (0-45) Low Forward, 0-22 mph (0-35) Reverse | 0-45 mph (0-72) High Forward, 0-28 mph (0-45) Low Forward, 0-22 mph (0-35) Reverse |
| Transaxle                | High, Low, Neutral, Reverse  | High, Low, Neutral, Reverse  | High, Low, Neutral, Reverse  | High, Low, Neutral, Reverse  |
| Front/Rear Brakes        | Front/rear hydraulic disc w/twin piston calipers and stainless steel rotors        | Front/rear hydraulic disc w/twin piston calipers and stainless steel rotors        | Front/rear hydraulic disc w/twin piston calipers and stainless steel rotors        | Front/rear hydraulic disc w/twin piston calipers and stainless steel rotors        |
| Park Brake               | Foot operated, mechanical disc   | Foot operated, mechanical disc   | Foot operated, mechanical disc   | Foot operated, mechanical disc   |

### SUSPENSION AND STEERING

|                         |  |  |  |  |
|-------------------------|--|--|--|--|
| Front Suspension        | Independent; double A-arm w/adjustable coil over shock                       | Independent; double A-arm w/adjustable coil over shock                       | Independent; double A-arm w/adjustable coil over shock                       | Independent; double A-arm w/adjustable coil over shock                       |
| Front Suspension Travel | 8 in. (203 mm)   | 8 in. (203 mm)   | 8 in. (203 mm)   | 8 in. (203 mm)   |
| Rear Suspension         | Independent, lower H-arm and upper camber link w/adjustable coil over shocks | Independent, lower H-arm and upper camber link w/adjustable coil over shocks | Independent, lower H-arm and upper camber link w/adjustable coil over shocks | Independent, lower H-arm and upper camber link w/adjustable coil over shocks |
| Rear Suspension Travel  | 8 in. (203 mm)   | 8 in. (203 mm)   | 8 in. (203 mm)   | 8 in. (203 mm)   |
| Power Steering          | Not available  | Not available  | Not available/Standard   | Not available/Standard   |
| Turning Circle          | 12.3 ft. (3.7 m)   | 19.7 ft. (6 m)   | 12.3 ft. (3.7 m)   | 19.7 ft. (6 m)   |

### HITCHES (FRONT AND REAR)

|  |   |   |   |   |
|--|---|---|---|---|
|  | Optional 2-in receiver (front), Integrated 2-in receiver (rear) | Optional 2-in receiver (front), Integrated 2-in receiver (rear) | Optional 2-in receiver (front), Integrated 2-in receiver (rear) | Optional 2-in receiver (front), Integrated 2-in receiver (rear) |
|--|---|---|---|---|

### GROUND CLEARANCE

|  |                   |                  |                   |                  |
|--|-------------------|------------------|-------------------|------------------|
|  | 10.5 in. (267 mm) | 9.3 in. (236 mm) | 10.5 in. (267 mm) | 9.3 in. (236 mm) |
|--|-------------------|------------------|-------------------|------------------|

### DIMENSIONS

|                          |                                       |   |                                       |   |
|--------------------------|---------------------------------------|---|---------------------------------------|---|
| Length/Width             | 113 in. (2.9 m) / 56.5 in. (1435 mm)  | 144 in. (3658 mm) / 56.5 in. (1435 mm)  | 113 in. (2.9 m) / 56.5 in. (1435 mm)  | 144 in. (3658 mm) / 56.5 in. (1435 mm)  |
| Front/Rear-tread Centers | 48 in. (1220 mm) / 46 in. (1170 mm)   | 48 in. (1220 mm) / 46 in. (1170 mm)     | 48 in. (1220 mm) / 46 in. (1170 mm)   | 48 in. (1220 mm) / 46 in. (1170 mm)     |
| Height (with OPS)        | 73.5 in. (1867 mm)                    | 74 in. (1880 mm)                        | 73.5 in. (1867 mm)                    | 74 in. (1880 mm)                        |
| Wheelbase                | 72.8 in. (1950 mm)                    | 108 in. (2.7 m)                         | 72.8 in. (1950 mm)                    | 108 in. (2.7 m)                         |
| Weight Capacity          | 1,270 lb. (576 kg)                    | 1,497 lb. (679 kg)                      | 1,421 lb. (644 kg)                    | 1,646 in. (746 kg)                      |
| Towing/Payload Capacity  | 1,100 lb. (499 kg) / 800 lb. (363 kg) | 1,100 lb. (499 kg) / 1,200 lb. (544 kg) | 1,100 lb. (499 kg) / 800 lb. (363 kg) | 1,100 lb. (499 kg) / 1,200 lb. (544 kg) |
| Seating Capacity         | 2                                     | 4                                       | 2                                     | 4                                       |

### COMPOSITE CARGO BOX

|                      |  |   |  |   |
|----------------------|--|---|--|---|
| Dimensions, in. (cm) | 32.3L x 47.6W x 11.7D (820L x 1209W x 297D)                      | 32.3L x 47.6W x 11.7D (820L x 1209W x 297D)                                       | 32.3L x 47.6W x 11.7D (820L x 1209W x 297D)                      | 32.3L x 47.6W x 11.7D (820L x 1209W x 297D)                                       |
| Volume, cu. ft. (m3) | 8.9 (0.25)   | 8.9 (0.25) – Additional 4.3 (0.12 m3) convertible cargo rack, Total = 13.2 (0.37) | 8.9 (0.25)   | 8.9 (0.25) – Additional 4.3 (0.12 m3) convertible cargo rack, Total = 13.2 (0.37) |
| Weight               | 400 lb. (181 kg)   | 400 lb. (181 kg)  | 400 lb. (181 kg)   | 400 lb. (181 kg)  |
| Dump                 | 2-sided – Manual release (optional factory installed power lift) | 2-sided – Manual release (optional factory installed power lift)                  | 2-sided – Manual release (optional factory installed power lift) | 2-sided – Manual release (optional factory installed power lift)                  |
| Tailgate             | Center truck-style latch   | Center truck-style latch  | Center truck-style latch   | Center truck-style latch  |

### TIRES, FRONT / REAR

|                             |                    |                    |                    |                    |
|-----------------------------|--------------------|--------------------|--------------------|--------------------|
| Maxxis Big Horn 2.0, Radial | 26x8-14 / 26x10-14 | 26x8-14 / 26x10-14 | 26x8-14 / 26x10-14 | 26x8-14 / 26x10-14 |
| Ancla MT (Mud Terrain)      | 25x8-12 / 25x10-12 | 25x8-12 / 25x10-12 | 25x8-12 / 25x10-12 | 25x8-12 / 25x10-12 |
| Terrahawk AT (All Terrain)  | 25x8-12 / 25x10-12 | 25x8-12 / 25x10-12 | 25x8-12 / 25x10-12 | 25x8-12 / 25x10-12 |

### COLOR OPTIONS

|  |                |                |   |   |
|--|----------------|----------------|---|---|
|  | Green & Yellow | Green & Yellow | Green & Yellow, Camouflage, Olive & Black | Green & Yellow, Camouflage, Olive & Black |
|--|----------------|----------------|---|---|

### STORAGE

|  |  |  |   |   |
|--|--|--|---|---|
|  | Sealed oversized glovebox and underhood storage. Total storage volume of 12.8 gallons (48.7 l) | Sealed oversized glovebox and underhood storage. Total storage volume of 12.8 gallons (48.7 l), with an additional 9 gallons (34 l) of underseat storage available | Sealed oversized glovebox and underhood storage. Total storage volume of 8.4 gallons (31.8 l) | Sealed oversized glovebox and underhood storage. Total storage volume of 8.4 gallons (31.8 l), with an additional 9 gallons (34 l) of underseat storage available |
|--|--|--|---|---|



**JOHN DEERE**

†The engine horsepower and torque information are provided by the engine manufacturer to be used for comparison purposes only. Actual operating horsepower and torque will be less. Refer to the manufacturer's web site for additional information. \*\*Features, specs and attachments subject to change without notice. Before operating or riding, always refer to the safety and operating information on the vehicle, and in the Operator's Manual. Actual vehicle top speed may vary based on belt wear, tire selection, vehicle weight, fuel condition, terrain and other environmental factors. Travel responsibly on designated roads, trails or areas, respect the rights of others, and avoid sensitive areas such as meadows, lakeshores, wetlands and streams. This literature has been compiled for worldwide circulation. While general information, pictures and descriptions are provided, some illustrations and text may include finance, credit, insurance, product options and accessories NOT AVAILABLE in all regions. PLEASE CONTACT YOUR LOCAL DEALER FOR DETAILS. John Deere reserves the right to change specification, design and price of the products described in this literature without notice. John Deere's green and yellow color scheme, the leaping deer symbol, and JOHN DEERE are trademarks of Deere & Company.



DSTA70678 (17-08)

[www.JohnDeere.com/Gator](http://www.JohnDeere.com/Gator)

[www.JohnDeere.ca/Gator](http://www.JohnDeere.ca/Gator)